

Demographic Summary

Population

2016 Population	35,927
2016 Age Distributions:	
Median Age	40.2
Under 18	8,610
18-64	21,737
65 and over	5,580
2016 Median Household Income	\$43,674

Employment

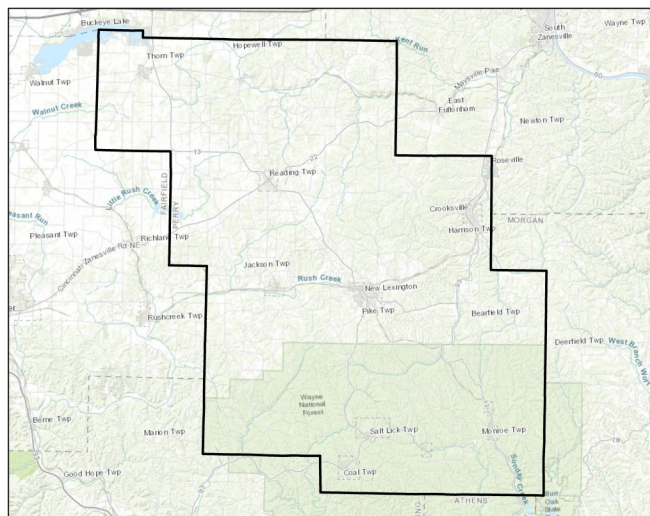
In Labor Force	16,077
Unemployment rate	9.6%

Poverty

Poverty rate:	20.6%
Under 18	28.3%
Families	15.8%
Families with female head of house	46.9%

Housing

Total Units	15,105
Percent Owner Occupied	73.3%
Percent of Owner Occ. with Mortgage	60.1%
Median Gross Rental Cost	\$605



Perry County, OH
SEO FOODLINK
 A PROJECT OF COMMUNITY FOOD INITIATIVES

Resource Summary

Food Assistance Programming

Total Agencies:	28
Food Pantries	5
Congregate Meals	2
Backpack Programs	0
Summer Feeding	21

SNAP

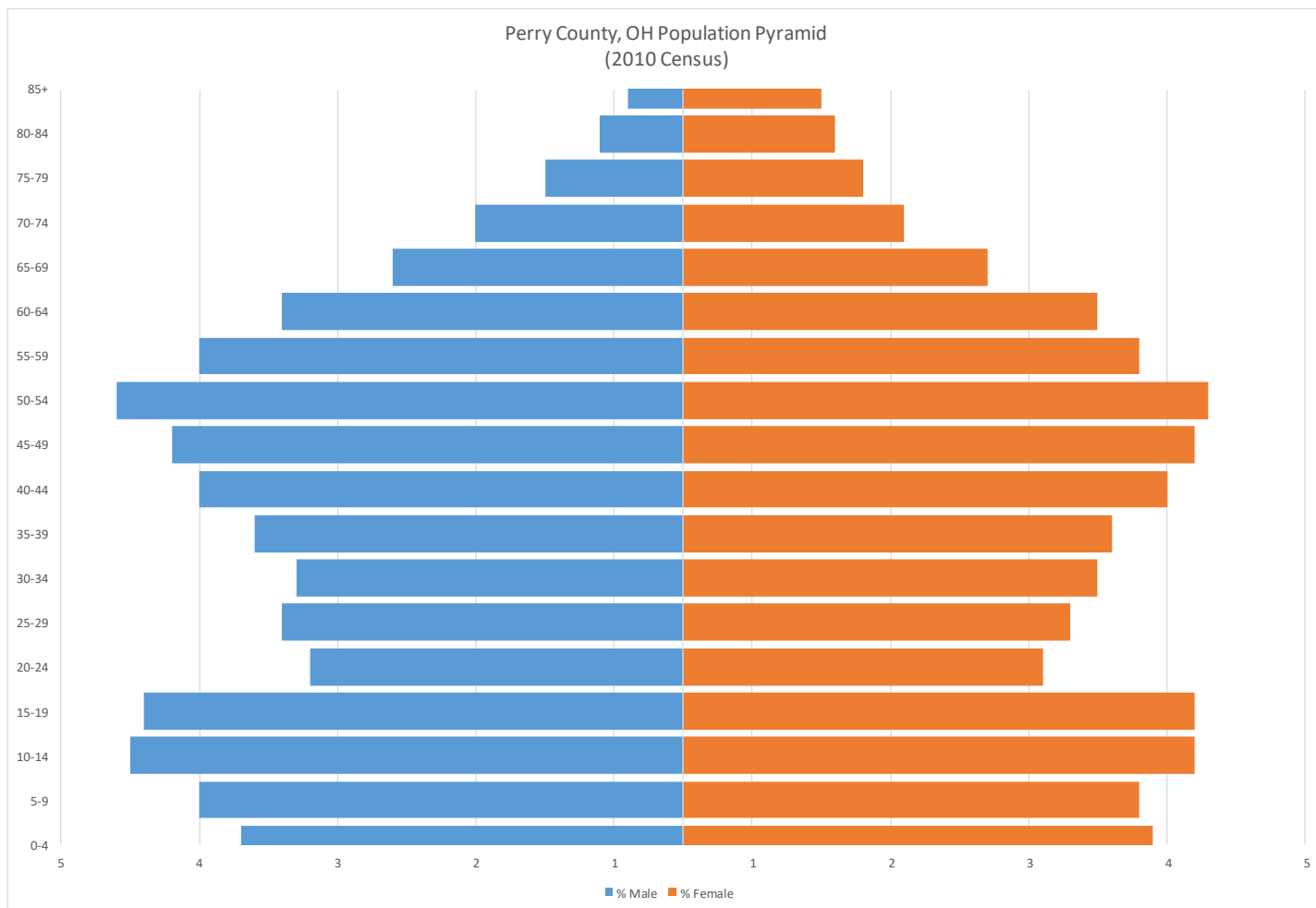
Monthly Enrollment Average	576
Monthly Disbursements (average)	\$792,888
SNAP Retailers	44
Participation rate	19%

WIC

Monthly Caseload Average	869
WIC Retailers	7

Free and Reduced School Meal Programs

Eligible Students:	1,089
Eligible Student Percentage	17%
Schools Participating in CEP	8

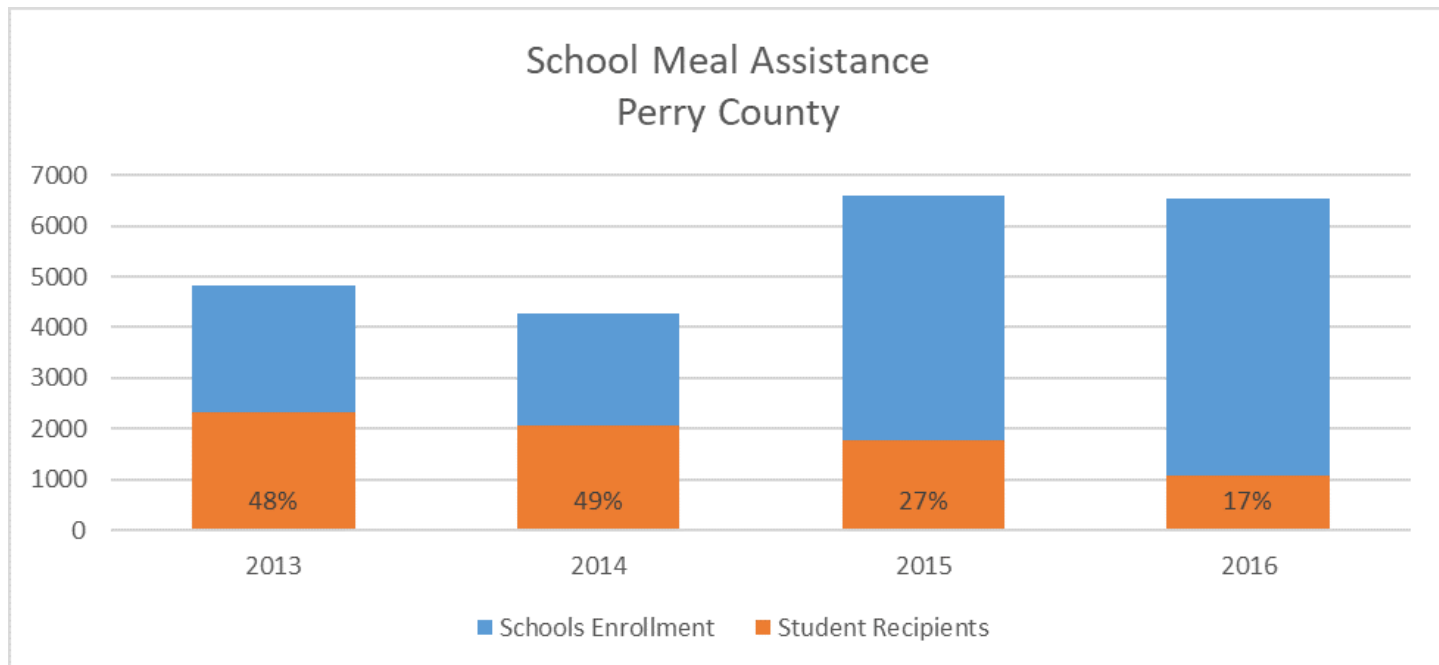


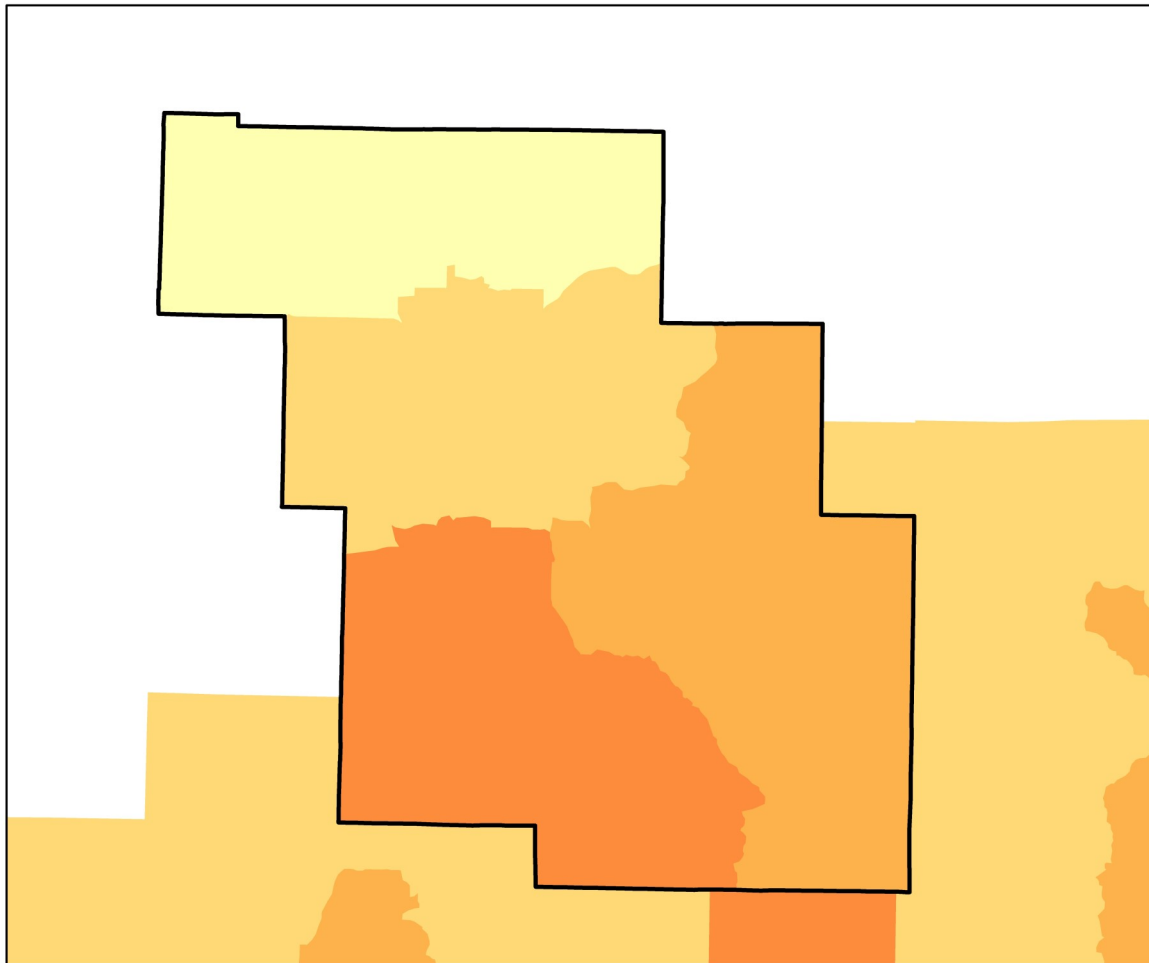
SNAP (2016)	Perry County 2016	SEO County Average	SEO County Rank
Cases Assisted	3,366	3,497	6th
Individuals Enrolled	6,917	7,330	7th
Children Enrolled	2,705	2,803	5th
Adults Enrolled	4,415	4,794	5th
Percent of Population Enrolled	19%	18%	6th
Total Average Monthly Disbursed	\$792,888	\$1,075,871	6th
Average Stamps Issued	\$115	\$116	7th

WIC (2016)	Perry County 2016	SEO County Average 2016	SEO County Rank
Average Monthly Cases*	869	816	5th
Caseload as a Percentage of Residents	2.4%	2.4%	3rd

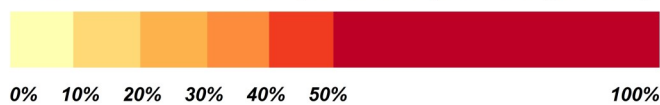
*Not all cases are county residents

	Perry County 2016	SEO County Average 2016
Schools	19	14
Schools Participating in CEP	8	5
Percent of Schools Participating in CEP	42%	36%
Enrollment	6,537	5,724
Students Eligible for Meal Assistance	1,089	1,852
Percent Eligible for Assistance	17%	34%





Estimated Percent of Population Experiencing Poverty

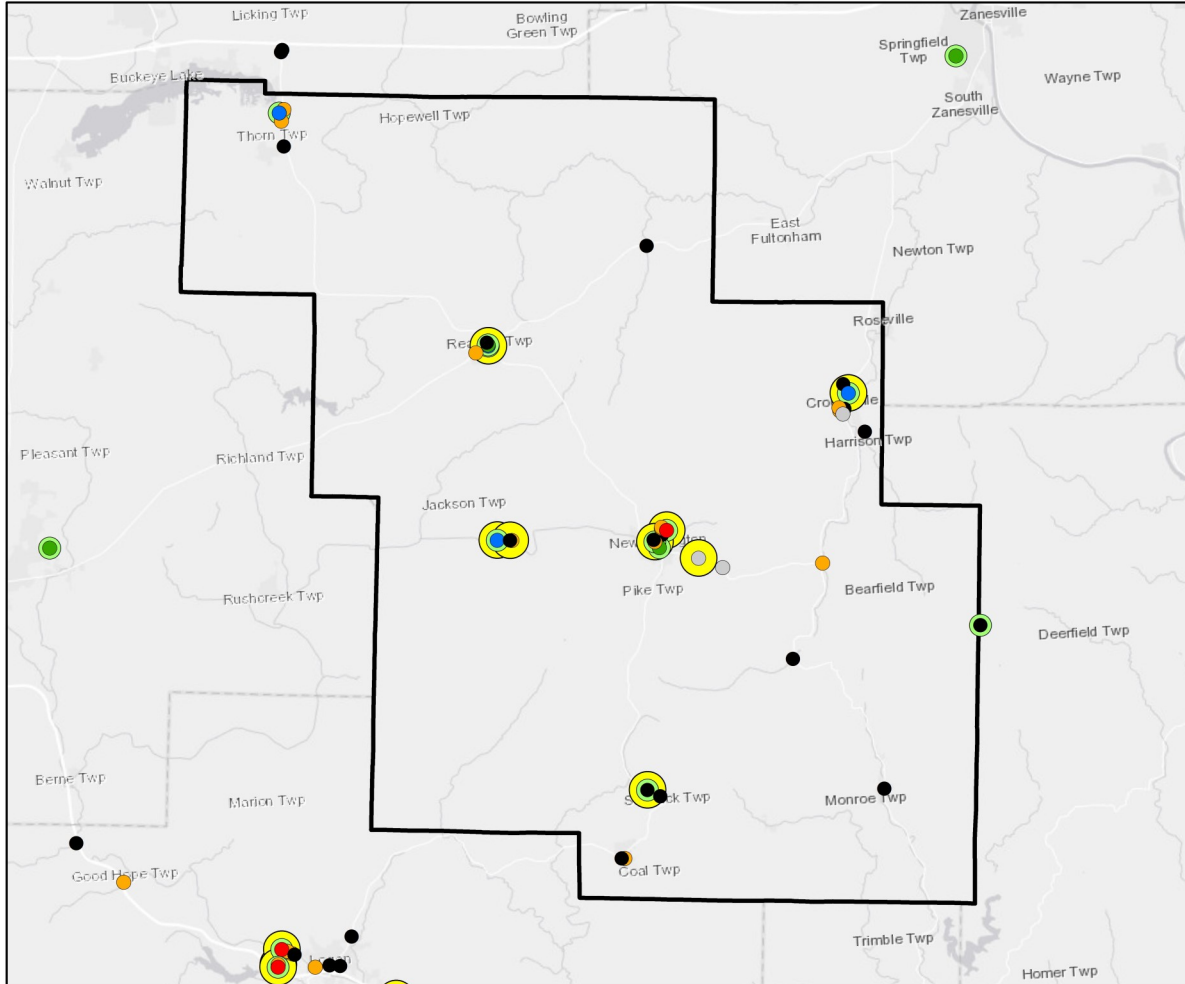


Perry County, OH

SEO FOODLINK - 2018

2016 Census ACS Annual Estimate

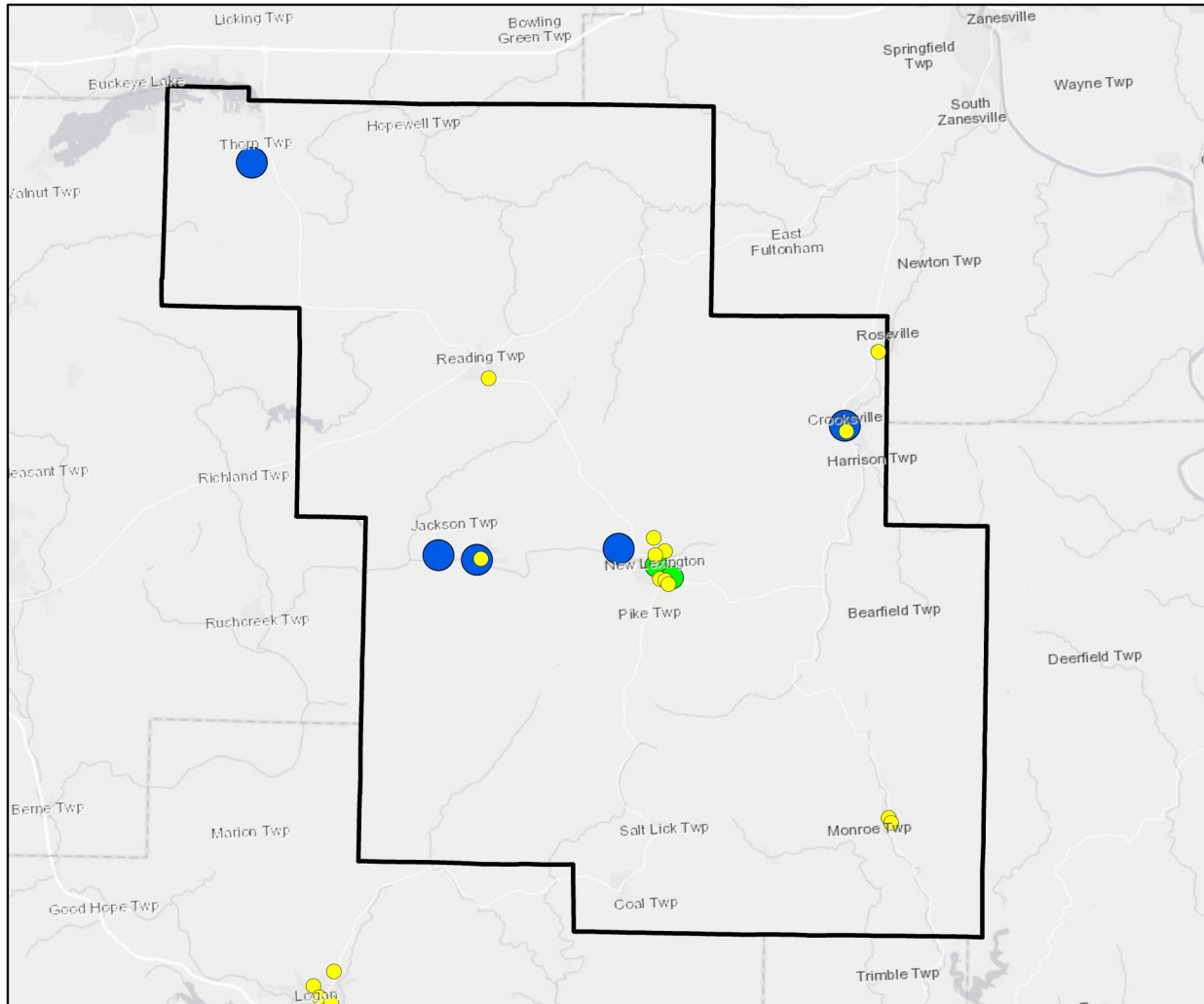
	Perry County	Ohio	United States
2016 Population Estimate	35,927	11,586,941	318,558,162
Percent in Poverty	20.6%	15.4%	15.1%
Unemployment Rate	9.6%	7.2%	7.4%
Median Household Income	\$43,674	\$50,674	\$55,322



- Big Box
- Grocery Store
- Small Box
- Convenience Store
- Specialty
- Fresh Produce
- Accepts WIC
- Farmer's Market

Perry County, OH Retail Locations Accepting SNAP

Service Provider	Total in County	WIC	Fresh Produce
Big Box Retailers	1	1	1
Grocery Stores	4	3	4
Small Box Retailers	11	0	0
Convenience Store	16	0	10
Farmers Market	2	0	2
Specialty	3	0	0
Total	37	4	17

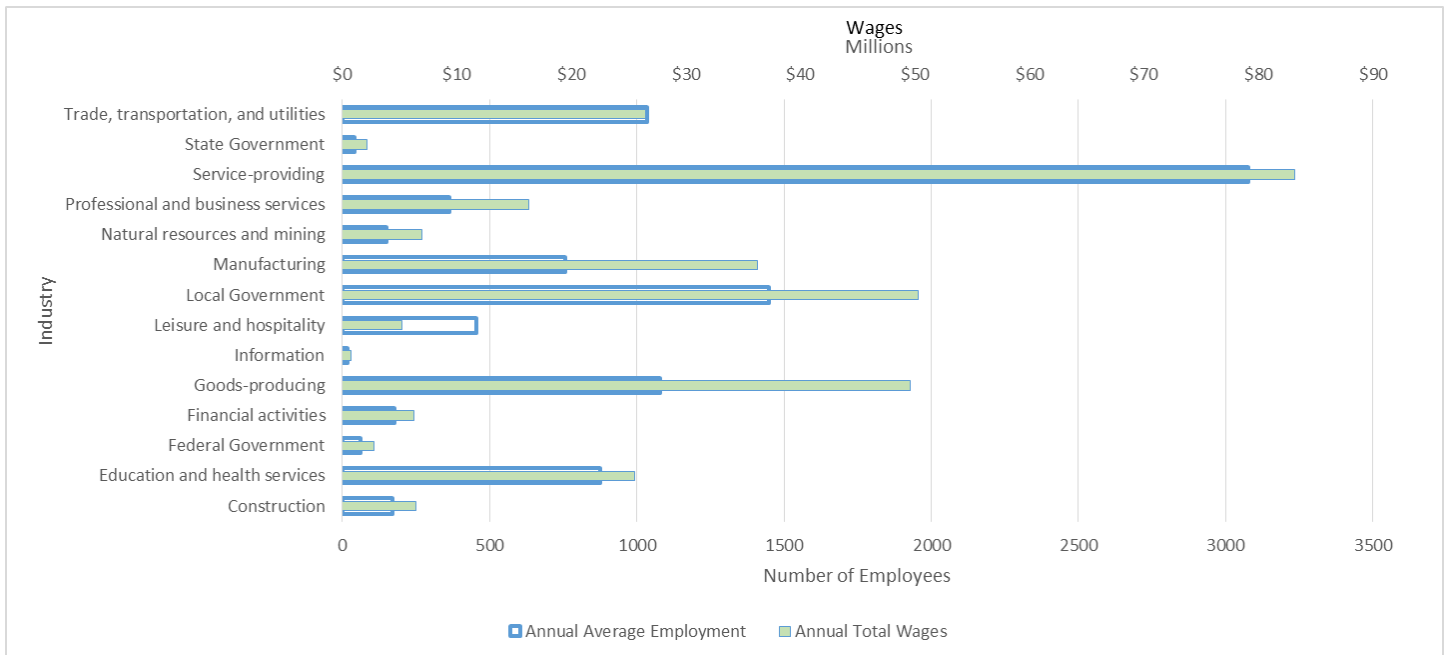
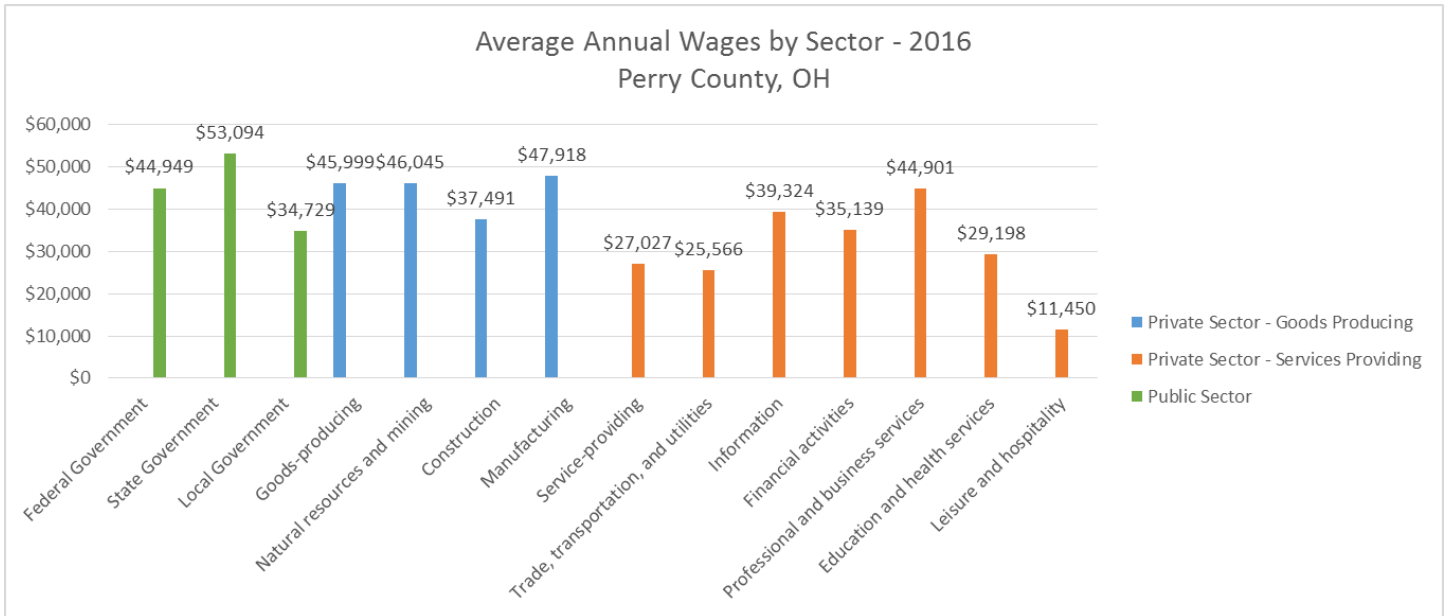


- Summer Feeding Program
- Back Pack Program
- Congregate Meals Services
- Food Pantry

Perry County, OH

Charitable Assistance Agencies

Service Provider	Total in County	Monthly Points of Service
Food Pantries	5	785
Congregate Meals Services	2	1200
Back Pack Program	0	0
Summer Feeding Program	21	500



This document was produced using data from the SEO Foodlink Database in combination with data from other sources. The SEO Foodlink data pertains to the location and services of Emergency Food Providers and Retailers that accept SNAP and WIC in West Virginia and is available at

<http://foodlink.wvu.edu/>

In addition to our own data, we have brought together and analyzed information obtained from a variety of federal and state agencies as listed below.

US Bureau of Labor Statistics. *2016 Local Area Unemployment Statistics (LAUS)*. <http://www.bls.gov/lau/>

US Census Bureau.

- *2010 Decennial Census*. <http://www.census.gov/>
- *2016 Population Estimate Program*. <http://www.census.gov/popest/>
- *2016 Small Area Income and Population Estimates (SAIPE)*. <http://www.census.gov/did/www/saipe/>
- *2016 Census ACS 5-year Estimates*. <http://www.census.gov/programs-surveys/acs/>

US Department of Agriculture, Economic Research Service. 2010 and 2014 Food Access Data.

<http://www.ers.usda.gov/data-products/food-access-research-atlas/.aspx>

Ohio Department of Job and Family Services. Public Assistance Monthly Statistics (PAMS) Report.

<http://jfs.ohio.gov/pams/archive.stm>

Ohio Department of Education. Data for Free and Reduced Price Meal Eligibility.

<http://education.ohio.gov/Topics/Other-Resources/Food-and-Nutrition/Resources-and-Tools-for-Food-and-Nutrition/MR81-Data-for-Free-and-Reduced-Price-Meal-Eligibil>

Ohio Department of Health . WIC Data available via data request. <http://www.odh.ohio.gov/>